


XCSTE7511

Safety switch, Telemecanique Safety switches XCS, plastic XCSTE, 2 NC, slow break, 1 entry tapped Pg 11, 24 V



Main

Range of product	Telemecanique Safety switches XCS
Product or component type	Safety switch
Component name	XCSTE
Design	Rectangular
Material	Plastic
Head type	Key operated turret head
Contacts type and composition	2 NC
Contact operation	Slow-break, simultaneous
Solenoid contacts type and composition	1 NC (slow-break)
Cable entry	1 entry tapped for Pg 11
Electromagnet interlocking	Locking on energisation and unlocking on de-energisation of solenoid
[Us] solenoid rate of supply voltage	24 V AC
Cable outer diameter	7...10 mm
Electrical connection	Terminal, clamping capacity: 1 x 0.5...2 x 1.5 mm ² with or without cable end
Number of poles	2
Locking options description	With interlocking, locking by solenoid

Complementary

Insulation	Double insulated
Positive opening	With NC contact
Supply voltage type	AC/DC
Supply frequency	50/60 Hz
Load factor	1
Power consumption in VA	10 VA
Mechanical durability	1000000 cycles
Positive opening minimum force	15 N
Minimum actuation speed	0.01 m/s
Maximum actuation speed	0.5 m/s
[Ie] rated operational current	0.55 A at 125 V, DC-13, Q300 conforming to EN/IEC 60947-5-1 0.27 A at 250 V, DC-13, Q300 conforming to EN/IEC 60947-5-1 3 A at 120 V, AC-15, B300 conforming to EN/IEC 60947-5-1 1.5 A at 240 V, AC-15, B300 conforming to EN/IEC 60947-5-1
[Ithe] conventional enclosed thermal current	6 A
[Ui] rated insulation voltage	300 V conforming to UL 508 500 V conforming to EN/IEC 60947-1 300 V conforming to CSA C22.2 No 14
[Uimp] rated impulse withstand voltage	6 kV conforming to EN/IEC 60947-5-1
Short-circuit protection	10 A cartridge fuse type gG (gl)
Actuator forcible withdrawal rtc	500 N
Maximum operating rate	10 cyc/mn for maximum durability

Safety level	Can reach category 4 with the appropriate monitoring system and correctly wired conforming to EN/ISO 13849-1 Can reach PL = e with the appropriate monitoring system and correctly wired conforming to EN/ISO 13849-1 Can reach SIL 3 with the appropriate monitoring system and correctly wired conforming to EN/IEC 61508
Safety reliability data	B10d = 5000000 value given for a life time of 20 years limited by mechanical or contact wear
Body material	PA (polyamide)
Head material	PA (polyamide)
Depth	33 mm
Height	94 mm
Width	110 mm
Product weight	0.36 kg





Environment

Standards	EN/IEC 60204-1 CSA C22.2 No 14 EN/ISO 12100 UL 508 EN/IEC 60947-5-1 EN 1088/ISO 14119
Product certifications	UL CSA
Protective treatment	TC
Ambient air temperature for operation	-25...60 °C
Ambient air temperature for storage	-40...70 °C
Vibration resistance	5 gn (f= 10...500 Hz) conforming to IEC 60068-2-6
Shock resistance	10 gn for 11 ms conforming to IEC 60068-2-27
Electrical shock protection class	Class II conforming to EN/IEC 61140
IP degree of protection	IP67 conforming to EN/IEC 60529 and EN/IEC 60947-5-1

Packing Units

Unit Type of Package 1	PCE
Number of Units in Package 1	1
Package 1 Height	4.0 cm
Package 1 Width	11.0 cm
Package 1 Length	11.5 cm
Package 1 Weight	398.0 g
Unit Type of Package 2	S02
Number of Units in Package 2	22
Package 2 Height	15.0 cm
Package 2 Width	30.0 cm
Package 2 Length	40.0 cm
Package 2 Weight	9.117 kg

Offer Sustainability

Sustainable offer status	Green Premium product
REACH Regulation	 REACH Declaration
EU RoHS Directive	Pro-active compliance (Product out of EU RoHS legal scope)  EU RoHS Declaration
Mercury free	Yes
RoHS exemption information	 Yes
Environmental Disclosure	 Product Environmental Profile

Circularity Profile	End of Life Information
California proposition 65	WARNING: This product can expose you to chemicals including: Diisononyl phthalate (DINP), which is known to the State of California to cause cancer, and Di-isodecyl phthalate (DIDP), which is known to the State of California to cause birth defects or other reproductive harm. For more information go to www.P65Warnings.ca.gov

Contractual warranty

Warranty	18 months
----------	-----------
