

Sensorama

- Comprehensive sensor solutions for diverse applications
- Modular product portfolio
- Customised solutions

The company



BBC Bircher Smart Access is a company of the private Swiss BBC Group

About BBC Bircher Smart Access

BBC Bircher Smart Access develops, produces and distributes intelligent sensor solutions for access systems. With people and vehicle flows growing around the world, ever greater demands are being placed on access points. BBC Bircher's solutions meet the increasing needs for safety, hygiene, accessibility and energy efficiency.

Not only are BBC Bircher's sensor solutions characterised by the company's comprehensive product portfolio and an international manufacturing network, but they also stand out from the crowd thanks to the dedication and teamwork of its approximately 180 employees and their extensive technological expertise.

For more than 60 years, BBC Bircher has been fulfilling the specific needs of its international clients with an extended distribution network spanning Europe, Asia and North America. BBC Bircher Smart Access has been a business unit of the BBC Group since 1991.

Further information can be found on our website: www.bircher.com

Detectors for industrial door and gates

Herkules 2E

Microwave motion detector




For industrial doors

Helios 2T

Microwave motion and AIR presence detector



For industrial doors



Application		
Example from the field		
Product benefits	<ul style="list-style-type: none"> • Cross-traffic masking and direction recognition • Person/vehicle distinction • Pulse-on-exit functionality 	<ul style="list-style-type: none"> • Fast installation and easy parameter configuration • Flexible adaptation of the detector fields • Reduction of energy consumption
Supplementary products	ExpertLine CoverLine, ClickLine RFGate LBGate	ExpertLine CoverLine, ClickLine RFGate LBGate
Variants		

ProLoop2

Loop detector



For reliable monitoring and evaluation of induction loops

ProLoop Lite

Loop detector



The compact standard version of ProLoop2

ProAccess

Vehicle detection sensor



For barriers and gates

InTra6

Inductive signal transmission system




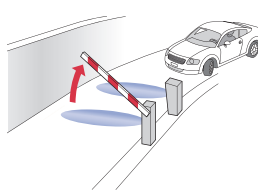
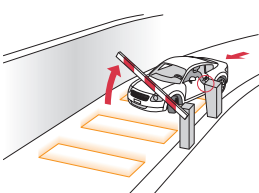
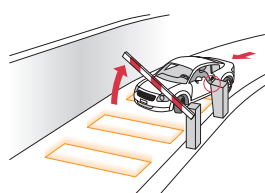
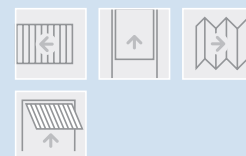
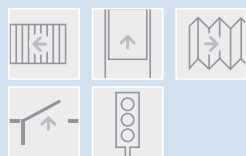
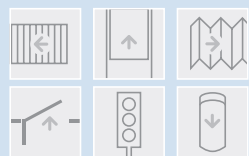
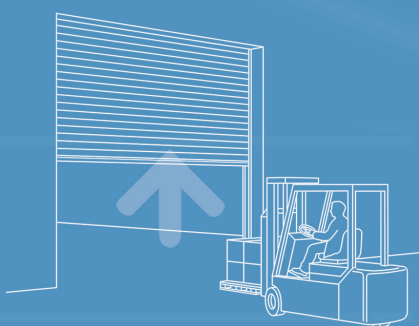
For safety edges on sliding gates at site entrances

RFGate 3

Wireless signal transmission system



For evaluating safety edges



- Direction logic function
- Protection against power failure
- Increased sensitivity

- Increased sensitivity

- Quick and easy to install thanks to above ground mounting
- With built-in heater and IP65 protection optimally suitable for outdoor operation

- In accordance with EN 12978 and EN ISO 13849-1
- PLd and e, cat. 2 and 3

- In accordance with EN ISO 13849-1
- PLd, cat. 3
- IP65
- Multi-channel

Pre-assembled loops
Herkules 2E
Helios 2T

Pre-assembled loops
Herkules 2E
Helios 2T

ExpertLine
S-Line

ExpertLine
CoverLine, ClickLine
LBGate

ExpertLine
CoverLine, ClickLine, S-Line
LBGate
AirMission (with DW40)

ProLoop2 DIN rail
ProLoop2 11-pin

For one loop
For two loops

INTRA 50

1-channel, 2-channel
Wicket door switch

Detectors for industrial doors and gates

ExpertLine

Modular pressure-sensitive edge system



For gate applications

ClickLine/ CoverLine

Electrical safety edge system



Seamlessly integrated with click-fit or cover foot mounting

S-Line

Electrical miniature safety edge system



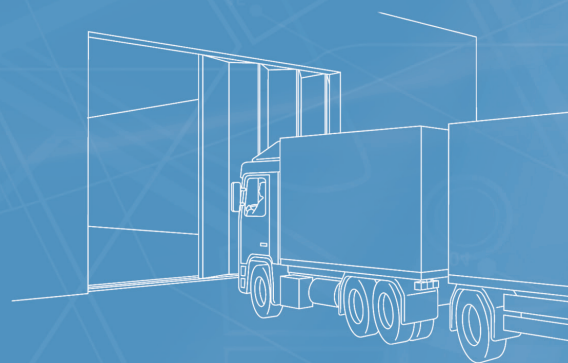
Available with or without sealing lips

LBGate

Thru-beam and reflection light barrier



For the detection of people and vehicles



Application				
Example from the field				
Product benefits	<ul style="list-style-type: none"> • High sensitivity and quick response time • Fast assembly and easy installation • Attractive appearance 	<ul style="list-style-type: none"> • In accordance with EN 12978, EN ISO 13856-2 	<ul style="list-style-type: none"> • In accordance with EN ISO 13856-2 	<ul style="list-style-type: none"> • Reliable protection in a range of up to 30 m
Supplementary products	Herkules 2E Helios 2T ProLoop ProAccess	InTra6 Switching devices RFGate	Switching devices RFGate ProAccess	Herkules 2E Helios 2T ExpertLine, CoverLine, ClickLine RFGate
Variants				LBGate R18 LBGate TB18 LBGate R25 LBGate R25.D

Detectors for pedestrian doors

PrimeTec

Motion and presence detector



For activation and protection of primary closing edges

PrimeScan

Active infrared presence detector



For protection of secondary closing edges

PrimeMotion

Microwave motion detector



For activation of sliding doors, swing doors and revolving doors

CleanSwitch

Contact-free switch



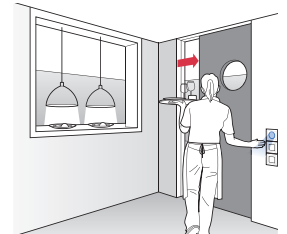
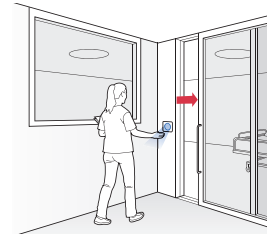
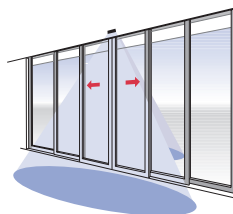
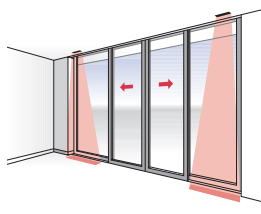
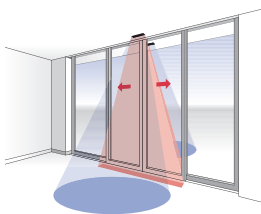
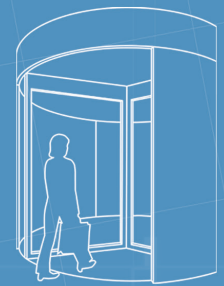

For hygienic activation of entrances

CleanSwitch

Contact-free switch



For integration into switch systems



- Activation and
- A: Protection of escape and rescue routes
- B: Protection of secondary closing edges

- Protection of secondary closing edges

- B: An activation sensor that can be used flexibly
- C: Simple activation sensor for automatic doors

- Attractive design with visual feedback
- Compatible with standard flush-mounted boxes

- Attractive design with visual feedback
- Seamless integration into cover frame of the switch system

PrimeScan
PrimeMotion
ArtMotion 2
Ceiling installation set PTIS IP65 (water-jet proof)

PrimeTec
ArtMotion 2

PrimeTec
PrimeScan
TopScan
UniScan

TopScan
UniScan

TopScan
UniScan

PrimeTec A:
EN 16005 and DIN 18650
PrimeTec B: EN 16005

PrimeScan A:
EN 16005 and DIN 18650
PrimeScan B: EN 16005

PrimeMotion B
PrimeMotion C
ArtMotion 2

CleanSwitch
CleanSwitch Basic

CleanSwitch integration for:
Hager, Feller, Gira, Jung

Detectors for pedestrian doors

Merkur 2

Microwave motion detector



Universally applicable with especially homogeneous field characteristics

UniScan/TopScan

Active infrared presence detector



Travelling on the door panel with extremely dense area protection/point protection

SpotScan

Active infrared presence detector



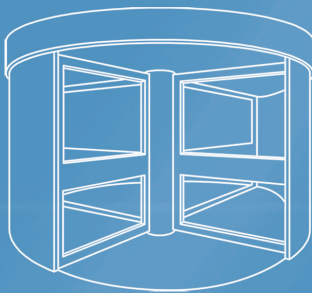
With variable applications

PIR 20 / PIR 30

Passive infrared motion detector



For people flow, small and easy to integrate



Application				
Example from the field				
Product benefits	<ul style="list-style-type: none"> • Slow motion detection • Cross-traffic masking • Direction recognition 	<ul style="list-style-type: none"> • In acc. DIN 18650/EN 16005 • Easy installation • Safety function irrespective of the background 	<ul style="list-style-type: none"> • Presence detector for protecting various danger points 	<ul style="list-style-type: none"> • Precise and highly varied detection areas
Supplementary products	PrimeTec TopScan, UniScan PrimeMotion ArtMotion 2	Merkur 2 PIR 20, PIR 30 PrimeMotion ArtMotion 2	PrimeMotion PIR 20, PIR 30 TopScan ArtMotion 2	UniScan TopScan
Variants	Merkur 2 ES Merkur 2 ES.C			

Other applications

LBDoor

Light barrier



for automatic doors, escalators and industrial doors

DW

Pressure wave switches and safety edges



Available in an extremely wide range of versions

Switching devices

Signal evaluation for industrial doors and gates



For monitoring pressure-sensitive sensors

EsMatix 3

Safety switching device



For protecting hazardous areas on machinery and plant

Safety mats

Pressure-sensitive safety mats



Available in a variety of shapes, sizes and colours



<ul style="list-style-type: none"> • Watertight housing IP67 • Insensitive to extraneous light • Mountable in pairs 	<ul style="list-style-type: none"> • Proven safety for doors and industrial doors 	<ul style="list-style-type: none"> • In accordance with EN ISO 13849-1 • PLd and e, cat. 2 and 3 	<ul style="list-style-type: none"> • Short response time • EDM – external device monitoring • Program/diagnostic display 	<ul style="list-style-type: none"> • In accordance with EN ISO 13856-1 • Any switching function
<p>PrimeMotion ArtMotion 2 Merkur 2 PIR 20, PIR 30</p>	<p>Contact mats</p>	<p>ExpertLine CoverLine, ClickLine S-Line Safety mats RFGate</p>	<p>ExpertLine CoverLine, ClickLine S-Line Schaltmatten</p>	<p>Switching devices</p>
<p>LBDoor TB12.D.N LBDoor TB12.N LBDoor TB12.D.P LBDoor TB12.P</p>	<p>D1 series: DW10, DW10s, DW20s, DW40 D3 series: D3-P, D3-PB AirMission 1</p>	<p>EsGate 2/3 ESD, ESR</p>	<p>EsMatix 3 EsMatix 3.D</p>	<p>ESM-52/54 ESM-57 EMP, ES-Button CareMat</p>

Worldwide near you



Competent partners for our products are located in a large number of countries. Our specialists and authorised partners are very happy to offer personal advice and develop individual solutions with you.

Americas

Phone +1 847 952 37 30
america@bircher.com

Asia Pacific

Phone +60 7 559 05 70
asiapacific@bircher.com

Benelux

Phone +31 36 260 00 26
benelux@bircher.com

China

Phone +86 512 87 77 96 96
china@bircher.com

Czech Republic

Phone +420 736 456 105
cesko@bircher.com

France

Phone +33 1 34 32 35 35
france@bircher.com

Germany

Phone +49 7031 70 60 0
deutschland@bircher.com

Nordic countries

Phone +46 40 156 090
nordic@bircher.com

Poland

Phone +48 602 723 363
polska@bircher.com

Southern Europe

Phone +39 347 055 37 85
southeurope@bircher.com

An international contact overview can be found on our website at www.bircher.com

Is there no local contact for your application? The specialists at our head office will be happy to advise you:

BBC Bircher Smart Access

Wiesengasse 20
8222 Beringen
Switzerland
Phone +41 52 687 11 11
info@bircher.com
www.bircher.com